



Access fun Grade 8–12 quizzes, matric past papers, K53 learner mock tests, and NBT prep!

All in one easy-to-use app.

DOWNLOAD GO STUDY NOW



Tap on the buttons above to download the app

 www.gostudy.club



Province of the
EASTERN CAPE
EDUCATION

**NATIONAL
SENIOR CERTIFICATE**

GRADE 11

NOVEMBER 2015

MATHEMATICAL LITERACY P1

MARKS: 100

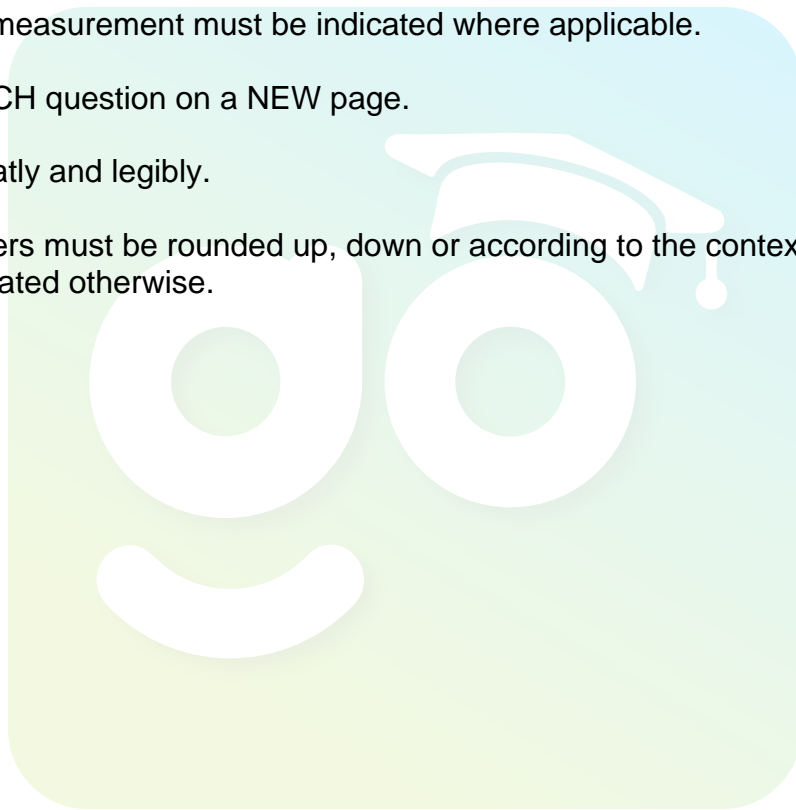
TIME: 2 hours



This question paper consists of 16 pages including 1 answer sheet
and 2 annexures.


INSTRUCTIONS AND INFORMATION

1. This paper consists of FIVE questions. Answer ALL the questions. QUESTION 3.1.3 must be answered on the ANSWER SHEET. Use ANNEXURE A to answer QUESTION 2.2 and ANNEXURE B to answer QUESTION 4.
2. Number your answers correctly according to the numbering system used in the question paper.
3. You may use an approved (non-programmable and non-graphical) calculator, unless stated otherwise.
4. ALL calculations and steps must be shown clearly.
5. Units of measurement must be indicated where applicable.
6. Start EACH question on a NEW page.
7. Write neatly and legibly.
8. All answers must be rounded up, down or according to the context used, unless stated otherwise.



QUESTION 1

- 1.1 Anita runs a business and she wants to buy the cellphone for her personal use. She visited two cellphone companies to compare the prices of the same phone. The findings are listed in the tables below as follows:

Nokia Lumia 630		
<p>Company A R169 PM x 24 R100 airtime PM Peak time SMS R0,50 Off peak SMS R0,50 Peak time calls R0,79 Off peak calls R0,79 Cash: R1 899 Optional insurance @R55 per month</p>		<p>Company B R169 PM x 24 50 anytime minutes 50 SMSes PM 100 MB data PM Peak time SMS R0,80 Off peak SMS R0,35 Peak time calls R1,30 Off peak calls R1,12 Cash: R1 999 Optional insurance @ R55 per month</p>
<p>Off peak: 20:00(06:59:59 (Monday to Friday) Peak time: 07:00–19:59:59 (Monday to Friday) Weekends: Friday 20:00–Monday 06:59:59 and Public holidays</p>		

- 1.1.1 Calculate the total cost of this cellphone from Company A for the duration of contract excluding calls and SMSes if she also took insurance. (4)
- 1.1.2 Calculate the total cost of an 8 minute cellphone call from Company A made at 20:25 on a Friday. (2)
- 1.1.3 Calculate how much will the cellphone following year from Company B cost in cash, if the inflation rate is 4,4% per year. (2)

- 1.2 Anita's personal calls were recorded as follows for the first week of March 2015.

Times	Peak	Off peak	SMSs
Duration of a call	18 calls at 2 minutes per call	15 calls at 3 minutes per call	25 SMSes off peak 10 SMSes peak hour

NOTE: All the calls and SMSes have been corrected to the nearest minute.

- 1.2.1 Calculate the total amount she will pay for the off peak SMSes for the first week if she uses Company B. (2)
- 1.2.2 Determine the ratio of the calls made during peak time, to that of the calls made during off peak time. (2)
- 1.2.3 Determine the probability that the SMSes made by Anita are at off peak time. Give your answer in its simplest form. (2)

- 1.3 Anita joined a stokvel group of 8 women and started paying contributions in January 2014 and each member has to contribute R400,00 a month. Each member had to raise an amount of R2 000,00 excluding monthly contributions. They will share the money amongst each other on the 10th of December 2014. The last month for contributions is November 2014. If you borrow any amount the interest charged is 20% of the amount loan debt per month. The loan increases by the interest amount if not paid. The interest raised by a member from a loan will belong to her.

- 1.3.1 Anita took a loan of R1 525, 00 for two months. She did not pay the interest in the first month. Calculate the total interest amount she will have to pay at the end of two months. (2)
- 1.3.2 Determine the total amount they will have as a group, including Anita's additional interest amount. (3)
- 1.3.3 Calculate the total amount Anita will receive on the day they share their money, including her own additional interest amount. (3)

- 1.4 Anita saw a book from Ports SA advertising boat cruises. Hazel, her daughter got it from the Marine Expo at the Mdantsane Indoor Sports Centre. She chooses the inside cabin price of the cruise from Barcelona to Venice. It is for 9 nights and the cost is from \$1,587 to \$4,760.

- 1.4.1 Calculate the maximum cost for cruising in an inside cabin of the ship in rands. (1\$ = R11,82.) (2)
- 1.4.2 There was a helicopter at the expo. It costs R1 571,05 for a 30 minute flight excluding VAT. Calculate the cost of the flight for an hour including VAT. (3)

[27]



QUESTION 2

2.1

Mr Mambo won a 68 km marathon from Bisho to East London in 2014. He was a member of Maxed Elite Running Club. He received a cash prize. In 2013 the winner completed the race in 3 hours 50 minutes and 36 seconds.



	Male	Running Club	Time
1.	Marko Mambo	Maxed Elite	04:07:05
2.	Elias Mabane	Nedbank	04:10:16
3.	Peter Muthubi	Running	04:12:40

[Source: *Eastern Cape Today* (10 October–17 October 2014)]

2.1.1 Write down the number that appeared on Mr Mambo's running shirt. (2)

2.1.2 Convert Mr Mambo's running time to hours. Give your answer to the nearest hour. (3)


2.1.3 Calculate Mr Mambo's average speed in kilometres per hour.

You may use the formula:

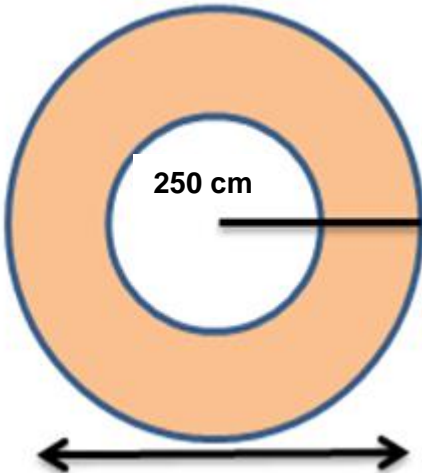
$$\text{Average speed} = \frac{\text{distance}}{\text{time}} \quad (3)$$

2.2 Use ANNEXURE A to answer the following questions.

- 2.2.1 Write down the 47014 train arrival and departure times at Springfontein. (2)
- 2.2.2 Identify the station where train 73014 arrives during the first hour of the day. (2)
- 2.2.3 Study the logo of the Passenger Rail Agency of South Africa as displayed below and answer the questions that follow.



Sketch the logo of the Passenger Rail Agency of South Africa.



Radius of a bigger circle = 5 m
Radius of a smaller circle = 250 cm

Calculate the area of the shaded part in m^2 .

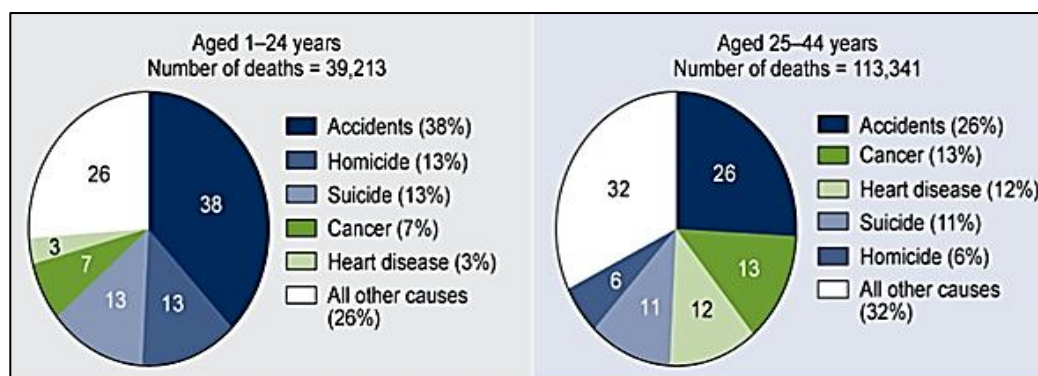
You may use the formula:

Area of a circle = πr^2 , where $\pi = 3,142$ (5)
[17]

QUESTION 3

3.1 Study the pie charts below and answer the questions that follow.

FIGURE 1: PERCENT DISTRIBUTION OF FIVE LEADING CAUSES OF DEATH, BY AGE GROUP: UNITED STATES, PRELIMINARY 2011



[Source: National Vital Statistics System: Mortality]

- 3.1.1 Determine the total number of people aged 25–44 dying from accidents. (2)
- 3.1.2 Identify the causes of death amongst 1–24 year-old people that are less than 10%. (2)
- 3.1.3 Represent the percentages of causes of deaths for age group 25–44 years on a line graph. Use ANSWER SHEET 1 that is provided. (6)
- 3.1.4 Calculate the difference in the total number of deaths of the two age intervals. (2)
- 3.1.5 Identify the age interval that has high mortality percentage in heart disease. (2)
- 3.1.6 Give a reason why the accident percentage for the age group 1–24 is higher than 25–44 age group. (2)

- 3.2 The table below represents the 2014/15 National First Division results of the teams that play in it. Study the table below and answer the questions that follow.

TABLE 1: NATIONAL FIRST DIVISION TEAMS AND THEIR RESULTS

	Teams	P	W	D	L	GD	Points
1.	Golden Arrows	29	15	12	2	20	57
2.	Jomo Cosmos	29	14	8	7	22	50
3.	Black Leopards	29	14	6	9	11	48
4.	Thanda Royal Zulu FC	29	13	8	8	14	47
5.	Cape Town All Stars	29	12	11	6	8	47
6.	Milano United	29	9	15	5	7	42
7.	Vasco da Gama	29	9	12	8	3	39
8.	FC Cape Town	29	9	12	8	0	39
9.	Baroka FC	29	9	10	10	5	37
10.	Royal Eagles	29	10	7	12	-12	37
11.	Highlands Park	29	10	6	13	0	36
12.	African Warriors	29	9	9	11	-9	36
13.	Santos	29	10	6	13	-11	36
14.	Witbank Spurs	29	7	10	12	-10	31
15.	Garankuwa United	29	5	7	17	-18	22
16.	Maluti FET College	29	5	5	19	-30	20

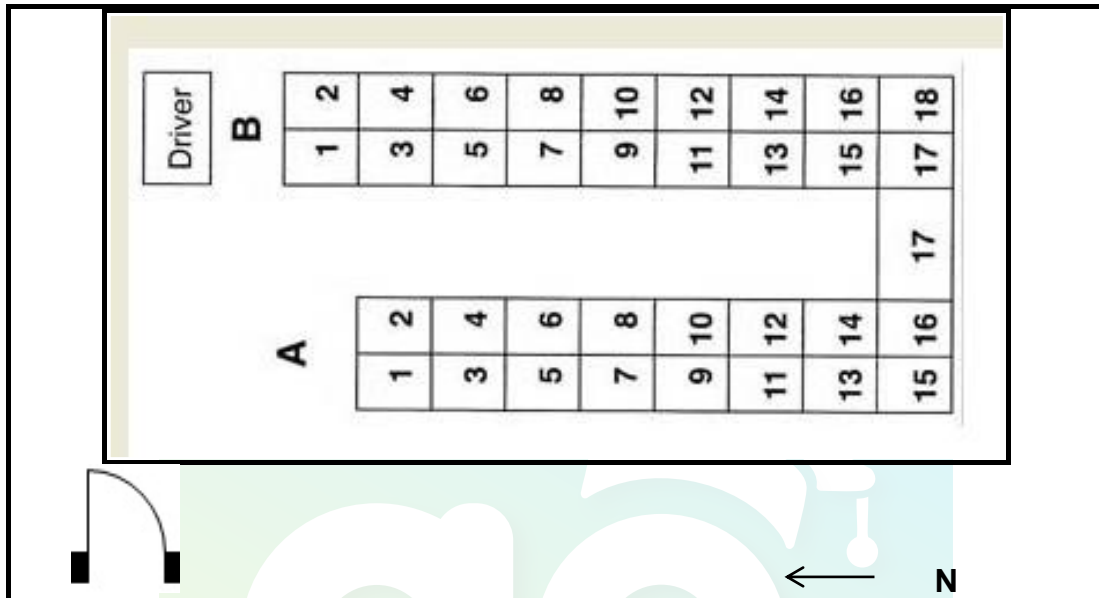
P = Played**D = Drawn****GD = Goal Difference****D = Drawn****L = Lost**[Source: www.kickoff.com/mobile]

- 3.2.1 Calculate the average points won by the listed teams. (3)
- 3.2.2 Determine the mode total of the points earned by these teams. (2)
- 3.2.3 Identify the team that has the least points on the table. (2)

[23]

QUESTION 4

- 4.1 The learners enjoy the bus ride every morning when going to school provided by the Department of Transport (Scholar Transport). Study the diagram showing the seating arrangement inside the school bus.

FIGURE 2: SEATING PLAN INSIDE A SCHOOL BUS

- 4.1.1 Calculate the number of passenger seats displayed inside the bus. (2)
- 4.1.2 On the first day the learners were given tickets in order to get to the bus. Nandi came late carrying a ticket B14. Give Nandi directions to get to her seat as she enters the door. (3)
- 4.1.3 Soso left his books in the fourth row on the western side of the seat (next to the window). Identify the seat number where Soso's books are. (2)

- 4.2 Use the map in ANNEXURE B to answer the questions that follow.
- 4.2.1 Identify the type of map displayed in ANNEXURE B. (2)
- 4.2.2 Calculate the distance between Polokwane and Hammanskraal. (2)
- 4.2.3 One road will let you pass through the most number of toll plazas symbols (T) between Johannesburg and Beitbridge. Name the road and the number of toll gates. (2)
- 4.2.4 Give the compass direction to Centurion from Devon. (2)
- [15]**



QUESTION 5

- 5.1 Thabo sees an advertisement for a fridge at Bill's Furniture Shop and wants to buy it. He has R5 100, 45 in his bank account.



ENERGY RATING	
H	1750mm
W	600mm
D	650mm

Cash Price: R4 799,00
Hire Purchase:
Deposit: R479,90 and
pay the balance over 24
months.

- 5.1.1 Identify the capacity of the advertised fridge in milliliters. (3)
- 5.1.2 Write down the meaning of "interest rate". (2)
- 5.1.3 Calculate the amount Thabo owes the furniture shop after the deposit has been paid. (2)
- 5.1.4 Calculate the total interest Thabo will pay, if Bill's Furniture Shop charges simple interest at a rate of 21,75% per annum on the balance after the deposit has been paid. (3)

- 5.2 The following data was taken from 15 Grade 11 Mathematics Learners School Based Assessment (SBA) mark in percentages.

Learners	1	2	3	4	5	6	7	8	9	10	11	12	13	14	15
% obtained	32	35	36	37	42	46	49	46	46	58	62	64	66	67	38

5.2.1 Determine the SBA median percentage. (2)

5.2.2 Determine the interquartile range of the SBA percentages. (3)

5.2.3 Determine the probability that a learner randomly selected will have a percentage of more than 40%. Give your answer in a simplified fraction. (3)

[18]

TOTAL: 100



Download "Go Study Now" on iOS & Playstore



Download "Go Study Now" on iOS & Playstore

ANSWER SHEET 1

NAME AND SURNAME:

GRADE 11:

Types of death	Accidents	cancer	Heart disease	Suicide	Homicide	All other causes
% death						

Percentages of 5 leading causes of death

[illegible]

Download "Go Study Now" on iOS & Playstore




Download "Go Study Now" on iOS & Playstore

NAME AND SURNAME:

GRADE 11:

ANNEXURE A

File Ref:	MAINLINE PASSENGER SERVICE - MLPS	
Date:	2014	
Title:	FARE INCREASE	

East London-Bloemfontein-Johannesburg

Frequency: Sunday – WED – AND Friday

Johannesburg-Bloemfontein-East London

(A)ARRIVAL

(D) DEPARTURE

STATIONS	FARES 3 RD CLASS	FARES 1 ST CLASS		TRAIN 47014	STATION		TRAIN 73014
East London			D	0 9:00			
Mount Ruth	R70	R90	A D	09:21 09:26	Johannesburg	D	17:30
Berlin	R70	R100	A D	09:40 09:45	GERMISTON	A D	17:53 17:58
STUTTERHEM	R80	R110	A D	10:42 10:47	VEREENIGING	A	19:00 19:20
CATHCART	R90	R120	A D	11:48 11:53	SASOLBURG	A D	19:43 19:48
QUEENSTOWN	R100	R140	A D	13:04 13:26	KOPIES	A D	20:34 20:36
STEKSTROOM	R110	R160	A D	14:16 14:21	KROONSTAD	A D	21:42 21:50
MOLTENO	R110	R170	A D	15:03 15:18	HENNENMAN	A D	22:26 22:28
BURGERSDORP	R120	R190	A D	16:01 16:28	VIRGINIA	A D	22:44 22:46
BETHULI	R140	R210	A D	17:45 17:50	THEUNISSEN	A D	23:14 23:16
SPRINGFONTEIN	R150	230	A D	18:56 19:00	BRANDFORT	A D	23:48 23:50
BLOEMFONTEIN	R180	R280	A D	21:36 21:56	BLOEMFONTEIN	A D	00:32 00:55
BRANDFORT	R190	R300	A D	22:47 22:49	SPRINGFONTEIN	A D	03:49 04:15
THEUNISSEN	R200	R320	A D	23:23 23:25	BETHULI	A D	05:00 05:03
VIRGINIA	R210	R330	A D	23:52 23:54	BURGERSDORP	A D	06:17 06:34
HENNENMAN	R210	R340	A D	00:13 0:15	MOLTENO	A D	07:25 07:28
KROONSTAD	R220	R360	A D	00:51 01:10	STEKSTROOM	A D	08:04 08:07
KOPIES	R230	R380	A D	02:04 02:06	QUEENSTOWN	A D	08:58 09:12
SASOLBURG	R250	R400	A D	02:59 03:01	CATHCART	A D	10:21 10:24
VEREENIGING	R250	R410	A D	03:20 03:25	STUTTERHEM	A D	11:43 11:46
GERMISTON	R270	R440	A D	04:27 04:37	BERLIN	A D	12:39 12:42
JHANNESBURG	R270	R440	A	05:01	MOUNTRUTH	A D	12:57 13:00
					EAST LONDON	A	13:24

Shosholoza Meyl 
 A pleasant experience

FOR MORE INFOR CONTACT: 086 000 8888

PREMIER
CLASSE

Download "Go Study Now" on iOS & Playstore



Download "Go Study Now" on iOS & Playstore

[Source: www.aa.co.za]

Download "Go Study Now" on iOS & Playstore



Download "Go Study Now" on iOS & Playstore

Download "Go Study Now" on iOS & Playstore



Download "Go Study Now" on iOS & Playstore

Download "Go Study Now" on iOS & Playstore



Download "Go Study Now" on iOS & Playstore

Download "Go Study Now" on iOS & Playstore



Download "Go Study Now" on iOS & Playstore

Download "Go Study Now" on iOS & Playstore



Download "Go Study Now" on iOS & Playstore