



Access fun Grade 8–12 quizzes, matric past papers, K53 learner mock tests, and NBT prep!

All in one easy-to-use app.

DOWNLOAD GO STUDY NOW



Tap on the buttons above to download the app

 www.gostudy.club

Confidential



basic education

Department:
Basic Education
REPUBLIC OF SOUTH AFRICA

SENIOR CERTIFICATE EXAMINATIONS/ NATIONAL SENIOR CERTIFICATE EXAMINATIONS

MATHEMATICS P2

MAY/JUNE 2024

MARKS: 150

TIME: 3 hours

**This question paper consists of 12 pages, 1 information sheet
and an answer book of 23 pages.**

INSTRUCTIONS AND INFORMATION

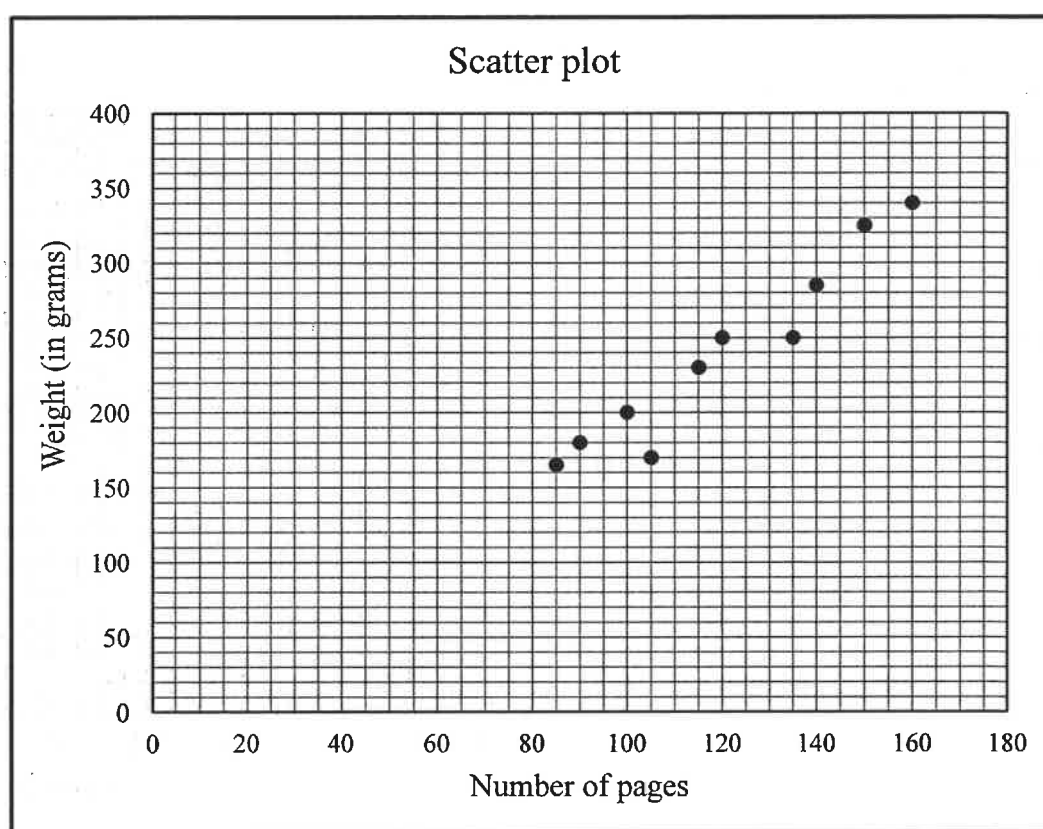
Read the following instructions carefully before answering the questions.

1. This question paper consists of 10 questions.
2. Answer ALL the questions in the SPECIAL ANSWER BOOK provided.
3. Clearly show ALL calculations, diagrams, graphs, etc. which you have used in determining your answers.
4. Answers only will NOT necessarily be awarded full marks.
5. You may use an approved scientific calculator (non-programmable and non-graphical), unless stated otherwise.
6. If necessary, round off answers correct to TWO decimal places, unless stated otherwise.
7. Diagrams are NOT necessarily drawn to scale.
8. An information sheet with formulae is included at the end of the question paper.
9. Write neatly and legibly.

QUESTION 1

The number of pages in ten A4 books and their corresponding weights (in grams) are given in the table below. The data is also represented in the scatter plot.

Number of pages (x)	85	150	100	120	90	140	135	105	115	160
Weight (in grams) (y)	165	325	200	250	180	285	250	170	230	340



- 1.1 Determine the equation of the least squares regression line. (3)
 - 1.2 Draw the least squares regression line on the scatter plot in the ANSWER BOOK. (2)
 - 1.3 Predict the weight of an A4 book that has 110 pages. (2)
 - 1.4 Calculate the percentage weight increase between a book with 110 pages and a book with 130 pages. (3)
- [10]**

QUESTION 2

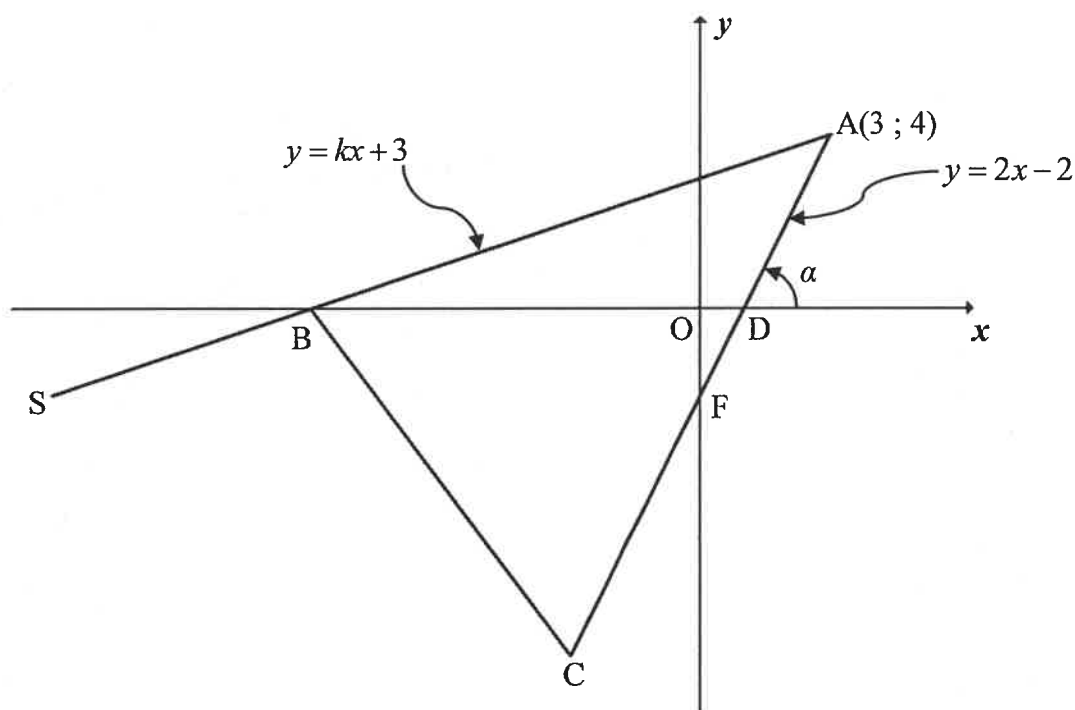
Fifty athletes need to access suitable training facilities. The table below shows the distances, in km, that they need to travel to obtain access to suitable training facilities.

DISTANCE (x km)	NUMBER OF ATHLETES
$0 \leq x < 5$	3
$5 \leq x < 10$	7
$10 \leq x < 15$	20
$15 \leq x < 20$	12
$20 \leq x < 25$	5
$25 \leq x < 30$	3

- 2.1 Complete the cumulative frequency column provided in the table in the ANSWER BOOK. (2)
- 2.2 On the grid provided in the ANSWER BOOK, draw a cumulative frequency graph (ogive) to represent the above data. (3)
- 2.3 Calculate the interquartile range (IQR) of the above data. (2)
- 2.4 The families of 4 of the athletes above who stay between 15 and 20 km from a suitable training facility, decide to move 10 kilometres closer to the facility. In which interval will the number of athletes increase? (1)
- 2.5 Calculate the estimated mean distance that the fifty athletes need to travel after the 4 families have moved 10 kilometres closer to the facility. Clearly show ALL working. (3)
- [11]–

QUESTION 3

In the diagram, $A(3; 4)$, B and C are vertices of $\triangle ABC$. AB is produced to S . D and F are the x - and y -intercepts of AC respectively. F is the midpoint of AC and the angle of inclination of AC is α . The equation of AB is $y = kx + 3$ and the equation of AC is $y = 2x - 2$.

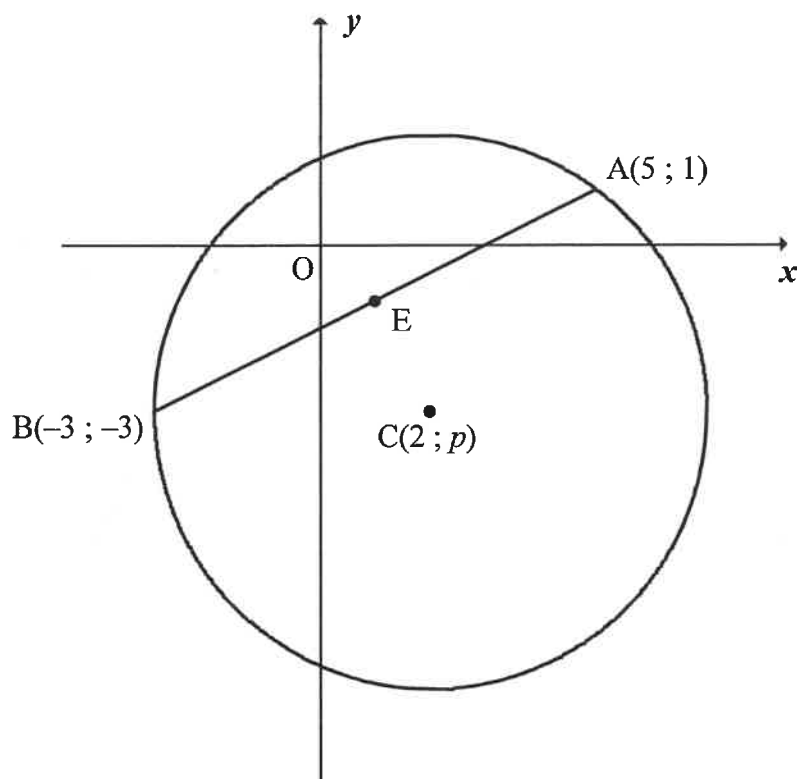


- 3.1 Show that $k = \frac{1}{3}$. (1)
- 3.2 Calculate the coordinates of B , the x -intercept of line AS . (2)
- 3.3 Calculate the coordinates of C . (4)
- 3.4 Determine the equation of the line parallel to BC and passing through $S(-15; -2)$. Write your answer in the form $y = mx + c$. (5)
- 3.5 Calculate the size of \hat{BAC} . (5)
- 3.6 If it is further given that the length of AC is $6\sqrt{5}$ units, calculate the value of $\frac{\text{Area of } \triangle ABD}{\text{Area of } \triangle ASC}$. (5)

[22]

QUESTION 4

In the diagram, the circle centred at $C(2; p)$ is drawn. $A(5; 1)$ and $B(-3; -3)$ are points on the circle. E is the midpoint of AB .



- 4.1 Calculate the coordinates of E , the midpoint of AB . (2)
 - 4.2 Calculate the length of AB . Leave your answer in surd form. (1)
 - 4.3 Determine the equation of the perpendicular bisector of AB in the form $y = mx + c$. (4)
 - 4.4 Show that $p = -3$. (1)
 - 4.5 Show, by calculation, that the equation of the circle is $x^2 + y^2 - 4x + 6y - 12 = 0$ (4)
 - 4.6 Calculate the values of t for which the straight line $y = tx + 8$ will not intersect the circle. (6)
- [18]**

QUESTION 5

5.1 If $\sin 40^\circ = p$, write EACH of the following in terms of p .

5.1.1 $\sin 220^\circ$ (2)

5.1.2 $\cos^2 50^\circ$ (2)

5.1.3 $\cos(-80^\circ)$ (3)

5.2 Given: $\tan x(1 - \cos^2 x) + \cos^2 x = \frac{(\sin x + \cos x)(1 - \sin x \cos x)}{\cos x}$

5.2.1 Prove the above identity. (5)

5.2.2 For which values of x , in the interval $x \in [-180^\circ; 180^\circ]$, will the identity be undefined? (3)

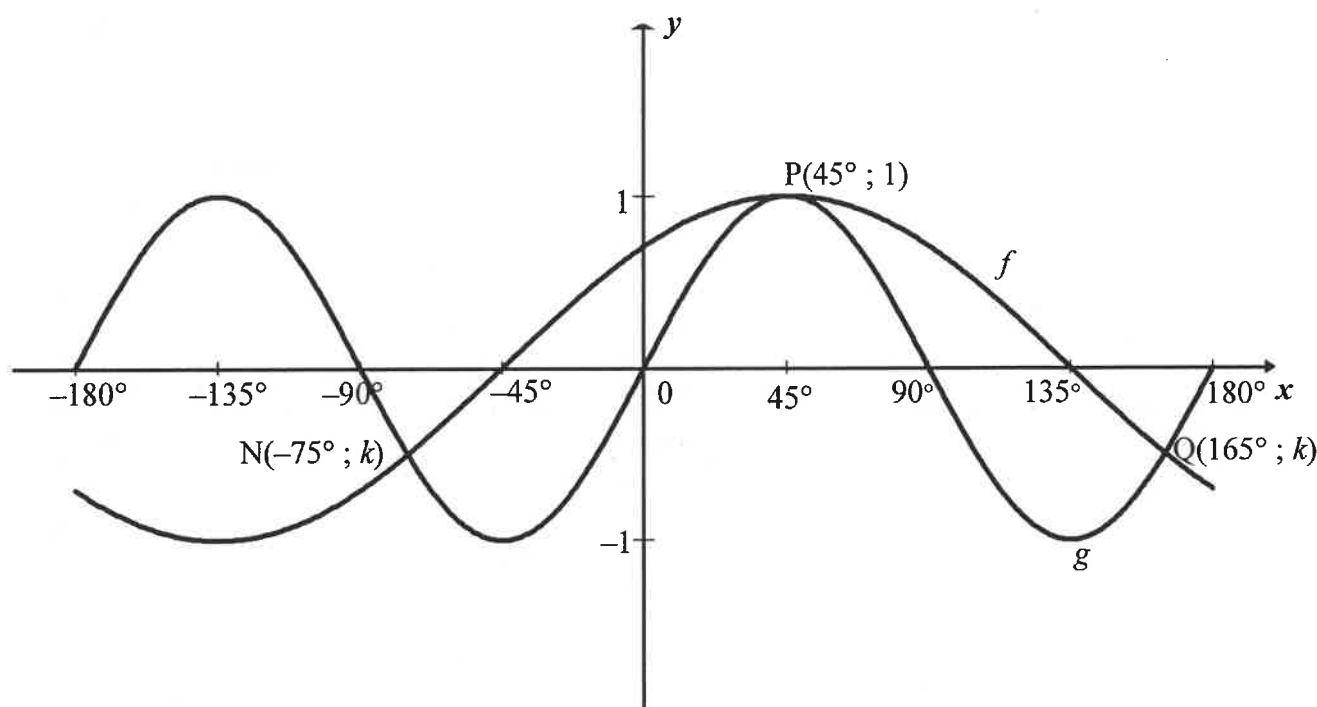
5.3 Given the expression: $\frac{\sin 150^\circ + \cos^2 x - 1}{2}$

5.3.1 **Without using a calculator**, simplify the expression given above to a single trigonometric term in terms of $\cos 2x$. (6)

5.3.2 Hence, determine the general solution of $\frac{\sin 150^\circ + \cos^2 x - 1}{2} = \frac{1}{25}$ (5)
[26]

QUESTION 6

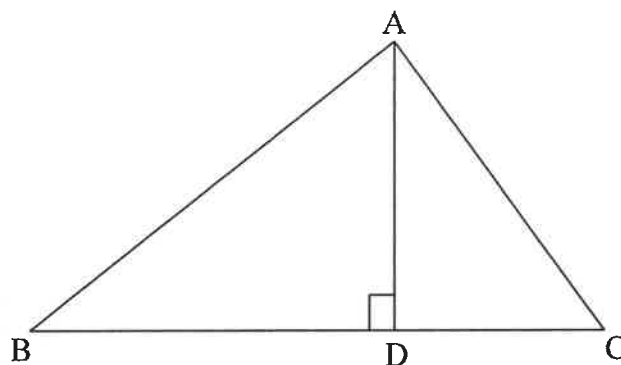
In the diagram, the graphs of $f(x) = \cos(x + a)$ and $g(x) = \sin 2x$ are drawn for the interval $x \in [-180^\circ; 180^\circ]$. The graphs intersect at $N(-75^\circ; k)$, $P(45^\circ; 1)$ and $Q(165^\circ; k)$. P is also a turning point of both graphs.



- 6.1 Write down the period of f . (1)
- 6.2 Write down the amplitude of g . (1)
- 6.3 Write down the value of a . (1)
- 6.4 Calculate the value of k , the y -coordinate of N and Q , **without the use of a calculator**. (2)
- 6.5 Calculate the value of x if $g(x + 60^\circ) = f(x + 60^\circ)$ and $x \in [-45^\circ; 0^\circ]$. (1)
- 6.6 **Without using a calculator**, determine the number of solutions the equation $\sqrt{2} \sin 2x = \sin x + \cos x$ has in the interval $x \in [-90^\circ; 90^\circ]$. Clearly show ALL working. (4)
- [10]**

QUESTION 7

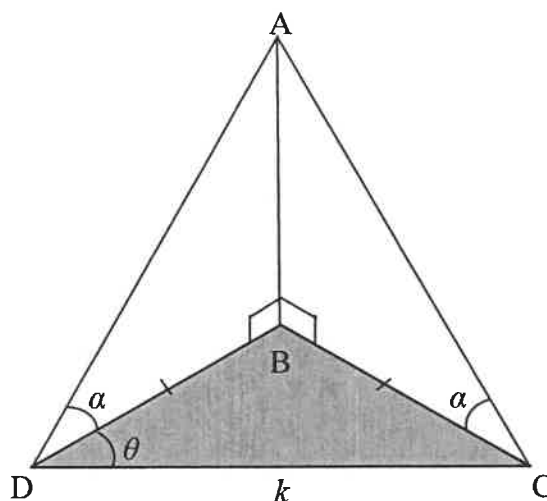
7.1 In the diagram, $\triangle ABC$ is drawn. AD is drawn such that $AD \perp BC$.



7.1.1 Use the diagram above to determine AD in terms of $\sin \hat{B}$ (2)

7.1.2 Hence, prove that the area of $\triangle ABC = \frac{1}{2}(BC)(AB)\sin \hat{B}$ (1)

7.2 In the diagram, points B , C and D lie in the same horizontal plane.
 $\hat{ADB} = \hat{ACB} = \alpha$, $\hat{CDB} = \theta$ and $DC = k$ units. $BD = BC$.



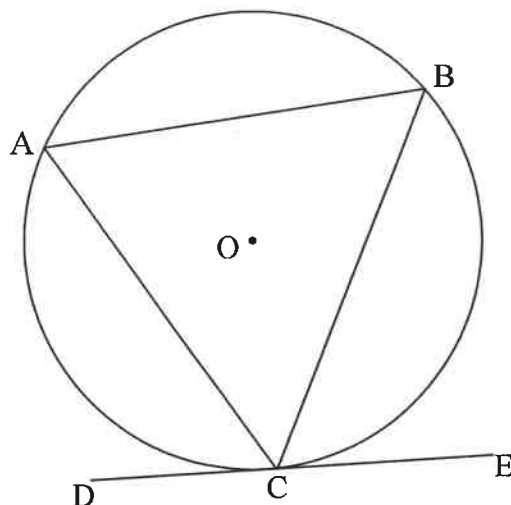
7.2.1 Prove that $AD = AC$ (2)

7.2.2 Prove that $BD = \frac{k}{2\cos \theta}$ (3)

7.2.3 Determine the area of $\triangle BCD$ in terms of k and a single trigonometric ratio of θ . (3)
[11]

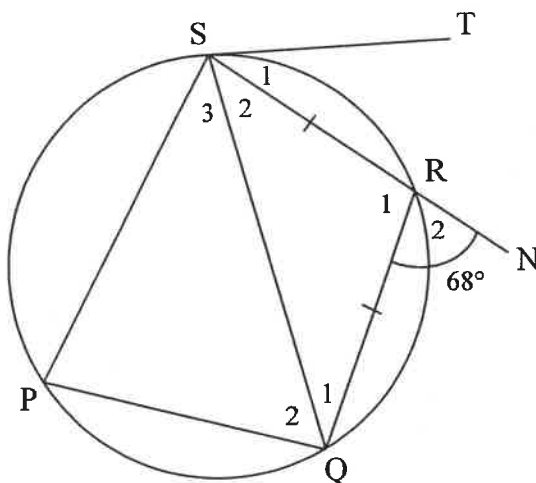
QUESTION 8

- 8.1 In the diagram, chords AB, BC and AC are drawn in the circle with centre O. DCE is a tangent to the circle at C.



Prove the theorem which states that the angle between the tangent to a circle and the chord drawn from the point of contact is equal to the angle in the alternate segment, i.e. $\hat{BCE} = \hat{A}$. (5)

- 8.2 In the diagram, PQRS is a cyclic quadrilateral with $RQ = RS$. ST is a tangent to the circle at S. SR is produced to N. $\hat{R}_2 = 68^\circ$.



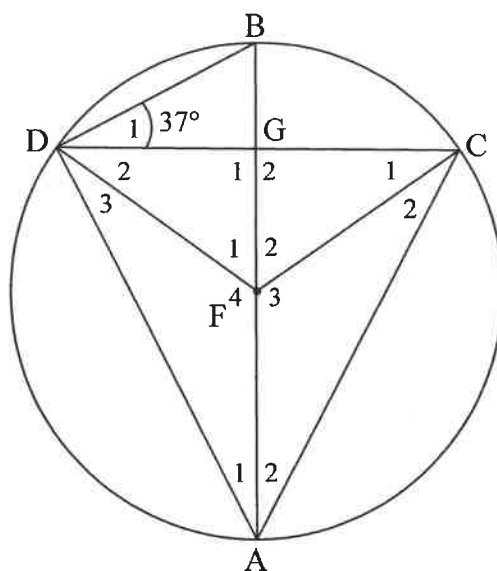
Determine, with reasons, the size of:

- 8.2.1 \hat{P} (2)
- 8.2.2 \hat{Q}_1 (2)
- 8.2.3 \hat{S}_1 (2)

[11]

QUESTION 9

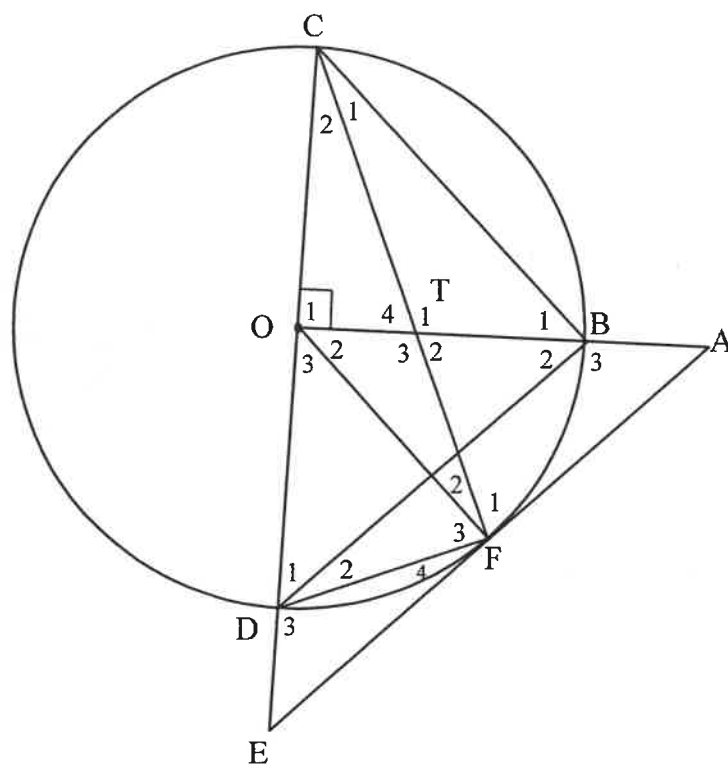
In the diagram, AB is a diameter of the circle, with centre F . AB and CD intersect at G . FD and FC are drawn. BA bisects \widehat{CAD} and $\widehat{D}_1 = 37^\circ$.



- 9.1 Determine, giving reasons, any three other angles equal to \widehat{D}_1 . (4)
- 9.2 Show that $DG = GC$. (4)
- 9.3 If it is further given that the radius of the circle is 20 units, calculate the length of BG . (4)
- [12]

QUESTION 10

In the diagram, COD is the diameter of the circle with centre O . EA is a tangent to the circle at F . $AO \perp CE$. Diameter COD produced intersects the tangent to the circle at E . OB produced intersects the tangent to the circle at A . CF intersects OB in T . CB , BD , OF and FD are drawn.



Prove, with reasons, that:

- 10.1 $TODF$ is a cyclic quadrilateral (4)
 - 10.2 $\hat{D}_3 = \hat{T}_1$ (3)
 - 10.3 $\triangle TFO \parallel \triangle DFE$ (5)
 - 10.4 If $\hat{B}_2 = \hat{E}$, prove that $DB \parallel EA$. (2)
 - 10.5 Prove that $DO = \frac{TO \cdot FE}{AB}$ (5)
- [19]

TOTAL: 150

INFORMATION SHEET

$$x = \frac{-b \pm \sqrt{b^2 - 4ac}}{2a}$$

$$A = P(1 + ni)$$

$$A = P(1 - ni)$$

$$A = P(1 - i)^n$$

$$A = P(1 + i)^n$$

$$T_n = a + (n - 1)d$$

$$S_n = \frac{n}{2}[2a + (n - 1)d]$$

$$T_n = ar^{n-1}$$

$$S_n = \frac{a(r^n - 1)}{r - 1}; r \neq 1$$

$$S_\infty = \frac{a}{1 - r}; -1 < r < 1$$

$$F = \frac{x[(1 + i)^n - 1]}{i}$$

$$P = \frac{x[1 - (1 + i)^{-n}]}{i}$$

$$f'(x) = \lim_{h \rightarrow 0} \frac{f(x + h) - f(x)}{h}$$

$$d = \sqrt{(x_2 - x_1)^2 + (y_2 - y_1)^2}$$

$$M\left(\frac{x_1 + x_2}{2}, \frac{y_1 + y_2}{2}\right)$$

$$y = mx + c$$

$$y - y_1 = m(x - x_1)$$

$$m = \frac{y_2 - y_1}{x_2 - x_1}$$

$$m = \tan \theta$$

$$(x - a)^2 + (y - b)^2 = r^2$$

$$\text{In } \triangle ABC: \quad \frac{a}{\sin A} = \frac{b}{\sin B} = \frac{c}{\sin C}$$

$$a^2 = b^2 + c^2 - 2bc \cdot \cos A$$

$$\text{area } \triangle ABC = \frac{1}{2} ab \cdot \sin C$$

$$\sin(\alpha + \beta) = \sin \alpha \cos \beta + \cos \alpha \sin \beta$$

$$\sin(\alpha - \beta) = \sin \alpha \cos \beta - \cos \alpha \sin \beta$$

$$\cos(\alpha + \beta) = \cos \alpha \cos \beta - \sin \alpha \sin \beta$$

$$\cos(\alpha - \beta) = \cos \alpha \cos \beta + \sin \alpha \sin \beta$$

$$\cos 2\alpha = \begin{cases} \cos^2 \alpha - \sin^2 \alpha \\ 1 - 2\sin^2 \alpha \\ 2\cos^2 \alpha - 1 \end{cases}$$

$$\sin 2\alpha = 2 \sin \alpha \cdot \cos \alpha$$

$$\bar{x} = \frac{\sum x}{n}$$

$$\sigma^2 = \frac{\sum_{i=1}^n (x_i - \bar{x})^2}{n}$$

$$P(A) = \frac{n(A)}{n(S)}$$

$$P(A \text{ or } B) = P(A) + P(B) - P(A \text{ and } B)$$

$$\hat{y} = a + bx$$

$$b = \frac{\sum (x - \bar{x})(y - \bar{y})}{\sum (x - \bar{x})^2}$$